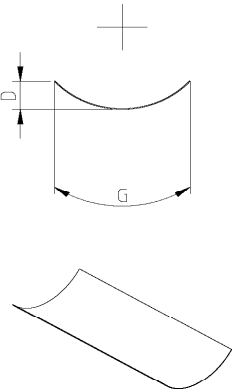
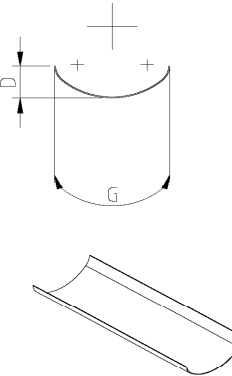
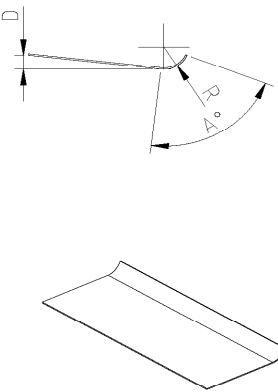
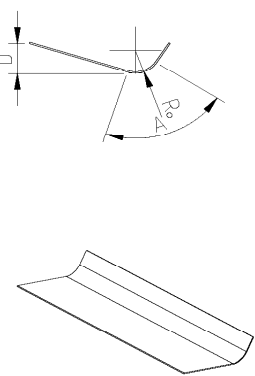
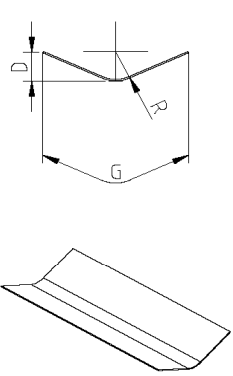


Type					
Shapes	cylindrical	multicylindrical flat portions / sides	" J "	" J " + flat	" V "
Glass thickness	3,2 to 8 mm				
Girth (G)	1 050 mm				
Length	2 100 mm				
Depth (D)	200 mm				-
Min radius (R)	100 to 150 mm depending glass thickness				
Bending angle (A)	140° max.		75° max		-
Press type	1 or 2	2	3	3	3